

Magento Community Edition 1.5.1.0

インストール手順

マニュアル (2011 年 6 月 3 日作成)

Gennai3 株式会社

<http://www.gennai3.co.jp>

目次

1 インストールの環境.....	2
1.1 OS と Magento の環境.....	2
1.2 インストールのシステム要件.....	2
第2章 インストール手順.....	4
1.1 ダウンロード.....	4
1.2 ソースプログラムの解凍、設定.....	4
1.3 インストールウィザードの実行.....	5
1.4 インストール後.....	6
第3章 スクリーンショット.....	7
お問い合わせ.....	16
クレジット 謝辞 ライセンス.....	17
1.5 クレジット.....	17
1.6 謝辞.....	17
1.7 ライセンス.....	17

1 インストールの環境

1.1 OS と Magento の環境

OS : Debian 2.6.26-1 PHP 言語 : 5.2.6 Apache : Apache2 2.2.9-10+lenny9

MySQL: 5.0.51a-24+lenny5

Magento : Magento Community Edition 1.5.1.0

1.2 インストールのシステム要件

- Web サーバー

Apache Version 1.x または 2.x

- MySQL データベース

- MySQL 4.1.20 以上

InnoDB storage engine

- PHP 言語

PHP 5.2.0* 以上

以下のエクステンションが必要です。

PDO/MySQL

MySQLi

mcrypt

mhash

simplexml

DOM

・その他

Sendmail-互換の Mail Transfer Agent (MTA)

第2章 インストール手順

1.1 ダウンロード

・コミュニティエディションのダウンロードは、以下のサイトから最新版をダウンロードします。

Magento には、ほかに、有償のプロフェッショナル版とエンタープライズ版があります。

<http://www.magentocommerce.com/download>

・データベースの作成

MySQL のデータベースを作成します。UTF-8 で作成することを推奨します。

```
CREATE DATABASE 'database-name' DEFAULT CHARACTER SET utf8 COLLATE utf8_general_ci;
```

確認しましょう `sql> show databases;`

1.2 ソースプログラムの解凍、設定

ダウンロードしたソースファイルを解凍します。Debian の場合は、解凍先のディレクトリを Apache の権限を合わせます。たとえば、

```
chown -R root:www-data ディレクトリ名
```

その他、インストールの詳細手順、以下の英語サイト (Magento Installation Guide)を参照しましょう。

http://www.magentocommerce.com/wiki/1_-_installation_and_configuration/magento_installation_guide

1.3 インストールウィザードの実行

サイトの URL を入力するとインストールプログラムが実行されます。もし、表示されない場合は、.htaccess などの設定が原因の場合がありますので、確認しましょう。

MySQL のデータベースを localhost やイントラネットでインストールする場合は、インストールウィザードでエラーになりますので、以下のように修正しましょう。

1. js¥prototype ディレクトリにある “validation.js”. というファイルを開きます。
2. 以下の箇所を削除もしくはコメントに設定します。

```
[ 'validate-url', 'Please enter a valid URL. Protocol is required (http://, https:// or ftp://)', function (v) {  
    return Validation.get('IsEmpty').test(v) || /^(http|https|ftp):¥/¥/((([A-Z0-9][A-Z0-9_-]*)¥.[A-Z0-9][A-Z0-9_-]*)+)(:(¥d+))?¥/?/i.test(v)  
}],
```

1.4 インストール後

インストール終了後、アドミン管理者画面に入って、基本の環境設定を確認します。

第3章 スクリーンショット

インストール後に、サイトへアクセス(<http://www.ドメイン名/>)すると以下のような画面が表示されます。



The screenshot displays the Magento installation wizard interface. At the top left is the Magento logo. A sidebar on the left lists the installation steps: Download, License Agreement (highlighted in green), Localization, Configuration, Create Admin Account, and You're All Set!. Below the sidebar, there is a link for users having trouble installing. The main content area is titled 'Welcome to Magento's Installation Wizard!' and contains the text of the Open Software License (OSL) v. 3.0. The license text explains that it applies to any original work of authorship and lists the terms of the license, including reproduction, translation, and distribution. At the bottom of the license text, there is a checkbox for 'I agree to the above terms and conditions.' and a 'Continue' button.

Installation

- Download
- License Agreement**
- Localization
- Configuration
- Create Admin Account
- You're All Set!

Having trouble installing Magento?
Check out our [Installation Guide](#)

Welcome to Magento's Installation Wizard!

Open Software License ("OSL") v. 3.0

This Open Software License (the "License") applies to any original work of authorship (the "Original Work") whose owner (the "Licensor") has placed the following licensing notice adjacent to the copyright notice for the Original Work:

Licensed under the Open Software License version 3.0

Grant of Copyright License. Licensor grants You a worldwide, royalty-free, non-exclusive, sublicensable license, for the duration of the copyright, to do the following:

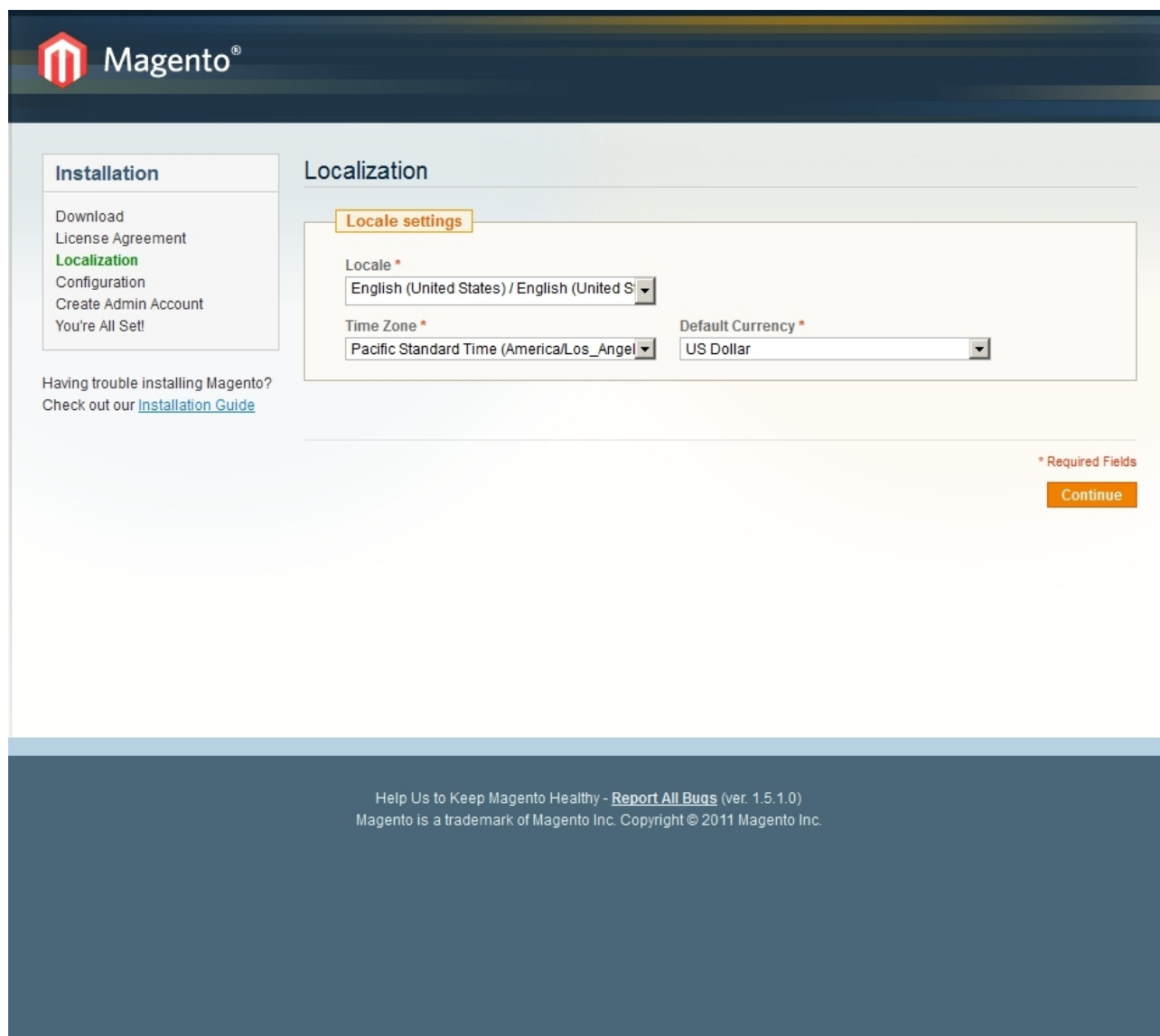
- to reproduce the Original Work in copies, either alone or as part of a collective work
- to translate, adapt, alter, transform, modify, or arrange the Original Work, thereby creating derivative works ("Derivative Works") based upon the Original Work
- to distribute or communicate copies of the Original Work and Derivative Works to the public, with the proviso that copies of Original Work or Derivative Works that You distribute or communicate shall be licensed under this Open Software License

I agree to the above terms and conditions.

[Continue](#)

Help Us to Keep Magento Healthy - [Report All Bugs](#) (ver. 1.5.1.0)
Magento is a trademark of Magento Inc. Copyright © 2011 Magento Inc.

ロケール、タイムゾーン、通貨を選択します。



データベースの設定、ローカルホスト、データベース名、ユーザー名、パスワードなどを
せいでいします。Webサイトの基本設定は、URL、アドミン画面へのパス名、Apacheの
Rewrite,SSLなどを使用するかどうかをチェックします。

Installation

- Download
- License Agreement
- Localization
- Configuration**
- Create Admin Account
- You're All Set!

Having trouble installing Magento?
Check out our [Installation Guide](#)

Configuration

Database Connection

Host *	Database Name *
<input type="text" value="localhost"/>	<input type="text" value="magento"/>

You can specify server port, ex.: localhost:3307
If you are not using default UNIX socket, you can specify
it here instead of host, ex.: /var/run/mysqld/mysqld.sock

User Name *	User Password
<input type="text" value="root"/>	<input type="password"/>

Tables Prefix

(Optional. Leave blank for no prefix)

Web access options

Base URL *

Admin Path *

Additional path added after Base URL to access your Administrative Panel (e.g. admin, backend, control etc.).

Enable Charts
Enable this option if you want the charts to be displayed on Dashboard.

Skip Base URL Validation Before the Next Step
Check this box only if it is not possible to automatically validate the Base URL.

Use Web Server (Apache) Rewrites
You could enable this option to use web server rewrites functionality for improved search engines optimization.
Please make sure that `mod_rewrite` is enabled in Apache configuration.

Use Secure URLs (SSL)
Enable this option only if you have SSL available.

Session Storage Options

Save Session Data In

* Required Fields

管理画面のユーザー登録

Installation

- Download
- License Agreement
- Localization
- Configuration
- Create Admin Account**
- You're All Set!

Having trouble installing Magento?
Check out our [Installation Guide](#)

Create Admin Account

Personal Information

First Name * Last Name *

Email *

Login Information

Username *

Password * Confirm Password *

Encryption Key

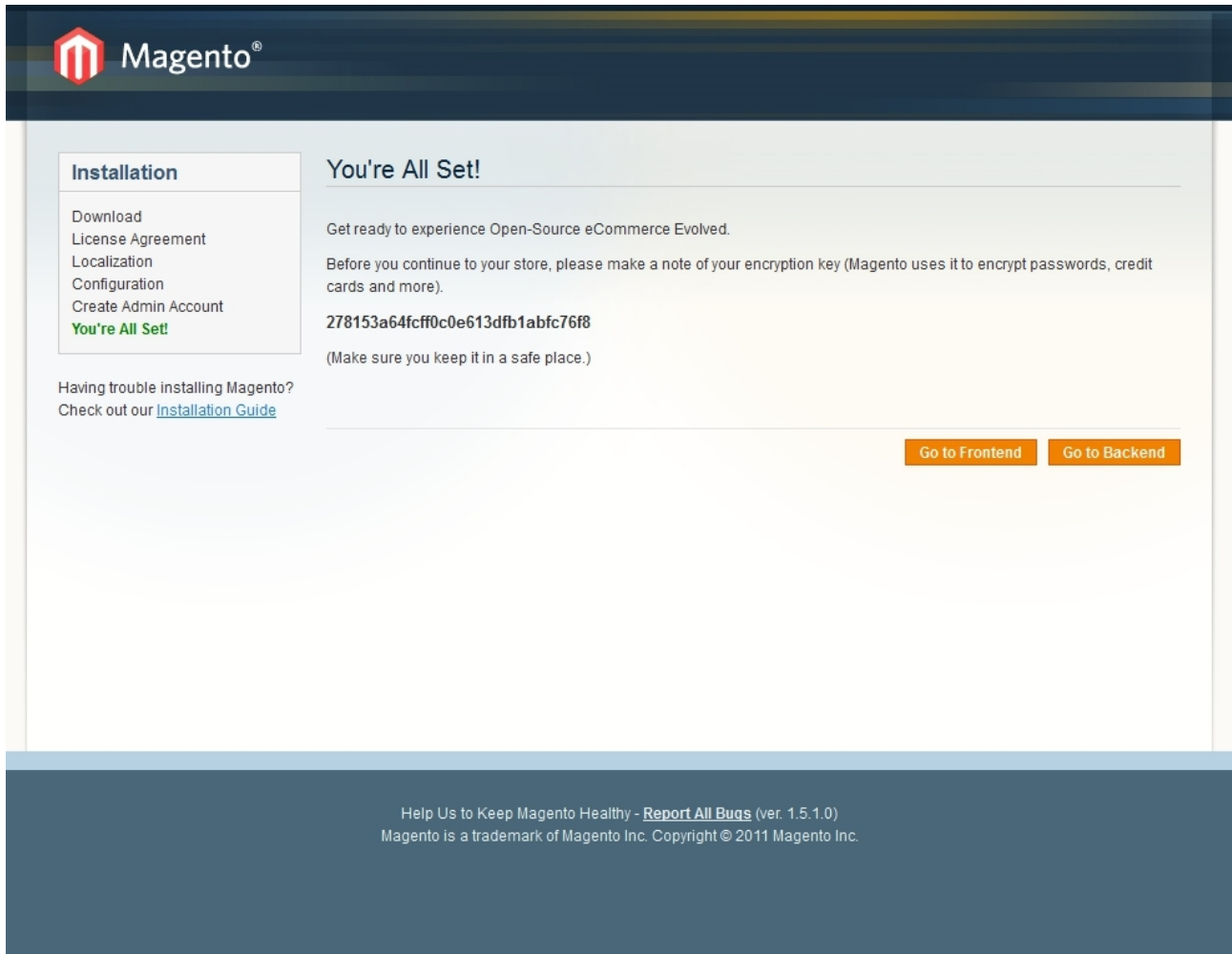
Magento uses this key to encrypt passwords, credit cards and more. If this field is left empty the system will create an encryption key for you and will display it on the next page.

* Required Fields

Continue

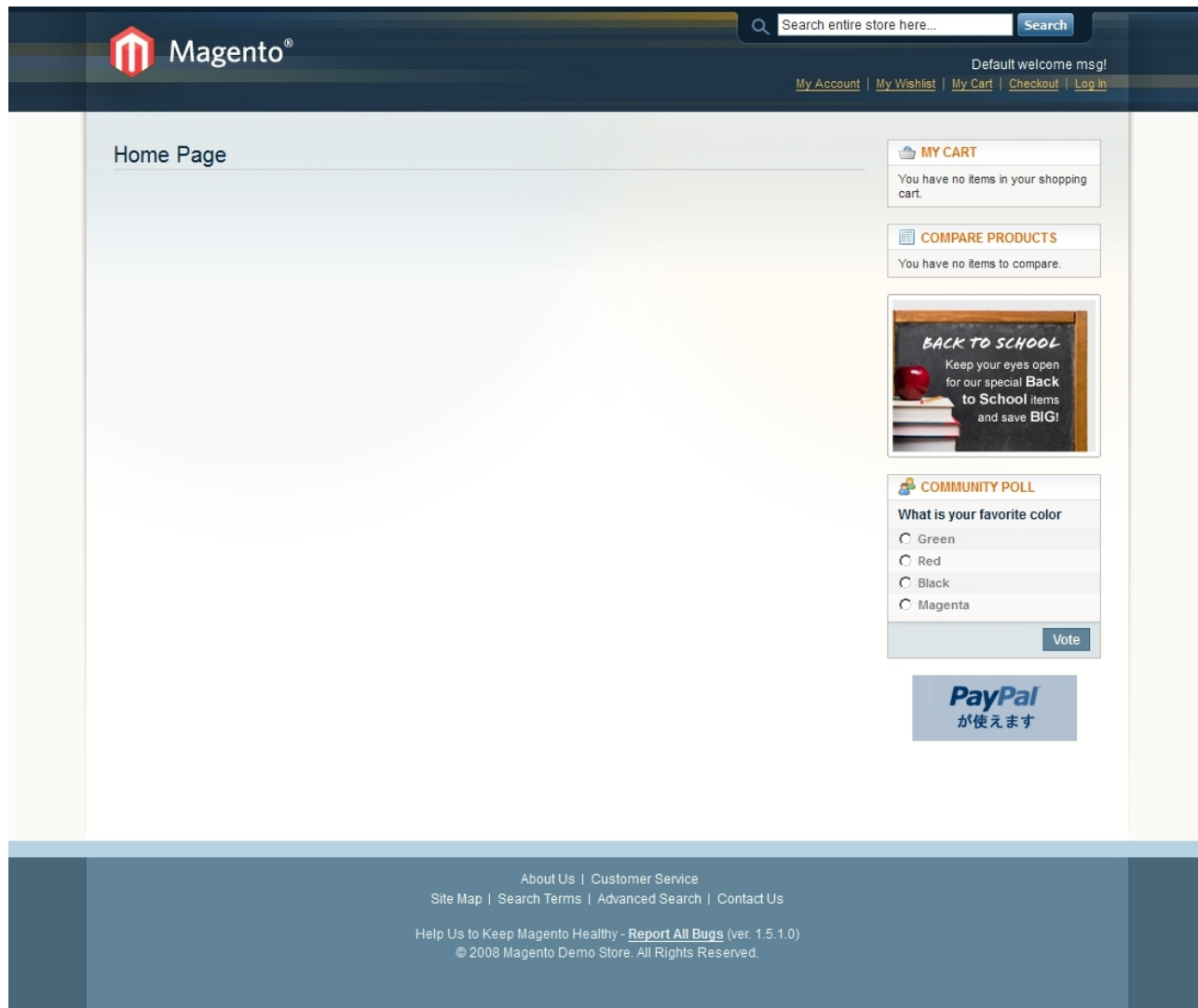
Help Us to Keep Magento Healthy - [Report All Bugs](#) (ver. 1.5.1.0)
Magento is a trademark of Magento Inc. Copyright © 2011 Magento Inc.

登録した管理者の暗号化キーが表示されますので、控えましょう。

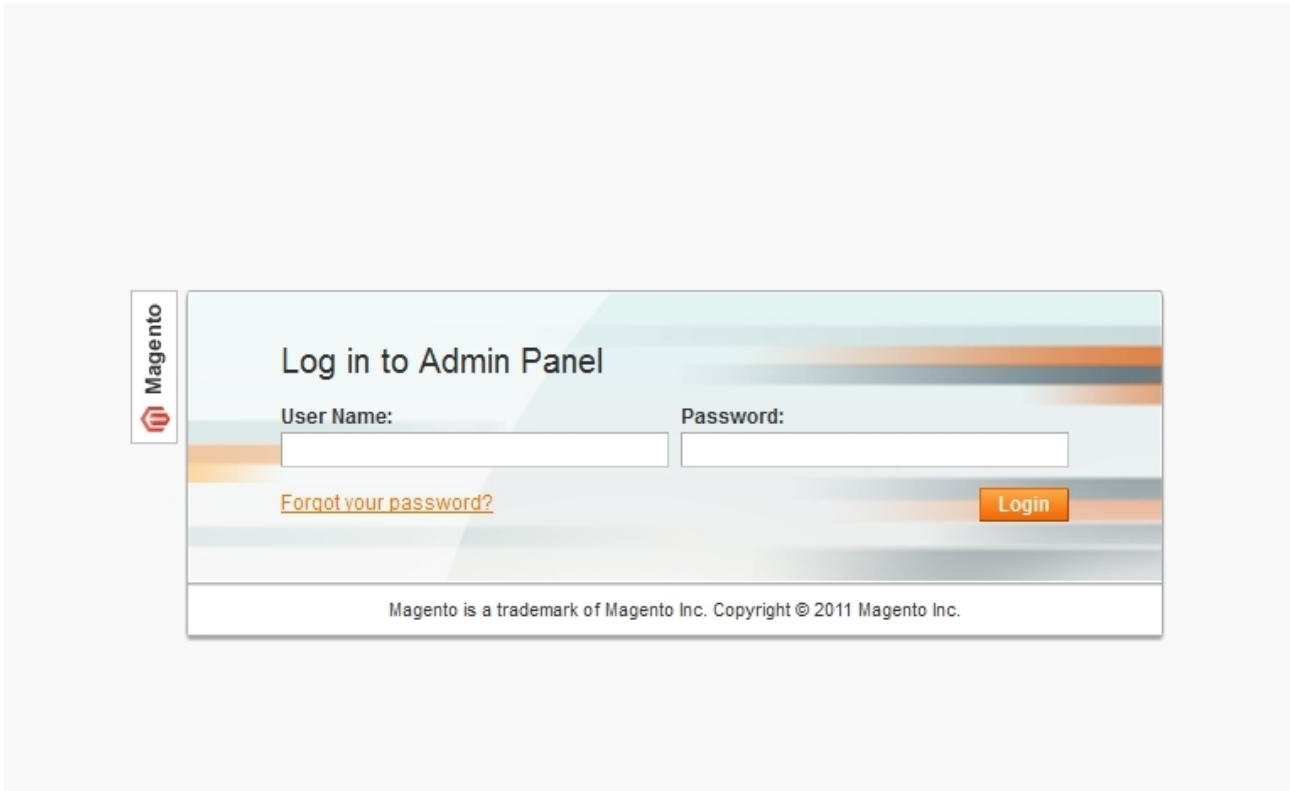


The screenshot shows the Magento installation completion page. At the top left is the Magento logo. Below it is a navigation menu with the following items: Download, License Agreement, Localization, Configuration, Create Admin Account, and **You're All Set!**. The main content area is titled "You're All Set!" and contains the following text: "Get ready to experience Open-Source eCommerce Evolved." followed by "Before you continue to your store, please make a note of your encryption key (Magento uses it to encrypt passwords, credit cards and more)." The encryption key is displayed as **278153a64cff0c0e613dfb1abfc76f8**. Below the key is the instruction "(Make sure you keep it in a safe place.)". At the bottom right of the main content area are two buttons: "Go to Frontend" and "Go to Backend". At the bottom of the page, there is a footer with the text: "Help Us to Keep Magento Healthy - [Report All Bugs](#) (ver. 1.5.1.0) Magento is a trademark of Magento Inc. Copyright © 2011 Magento Inc."

インストール後のサイトのトップページを表示したところです。



管理画面にログインする場合



The image shows a screenshot of the Magento Admin Panel login page. On the left side, there is a vertical logo for Magento. The main content area is titled "Log in to Admin Panel". Below the title, there are two input fields: "User Name:" and "Password:". Below the "User Name:" field, there is a link that says "Forgot your password?". To the right of the "Password:" field, there is an orange button labeled "Login". At the bottom of the form, there is a small text line: "Magento is a trademark of Magento Inc. Copyright © 2011 Magento Inc."

管理画面のダッシュボード

The screenshot displays the Magento Admin Panel dashboard. At the top, there is a navigation bar with the Magento logo and 'Admin Panel' text. A search bar labeled 'Global Record Search' is present. The user is logged in as 'hodota' on '2011年6月3日 金曜日'. There are links for 'Try Magento Go for Free' and 'Log Out'. Below the navigation bar, a 'Dashboard' menu is active, with other options like 'Sales', 'Catalog', 'Mobile', 'Customers', 'Promotions', 'Newsletter', 'CMS', 'Reports', and 'System'. A notification banner indicates that the latest message is about the Magento Preview Version CE 1.6.0.0-alpha1 and that there are 1 critical, 4 major, 19 minor, and 30 notice unread messages. A warning banner states that one or more indexes are not up to date, listing various data types like Product Attributes, Product Prices, etc., and provides a link to 'Index Management'.

The main dashboard area is titled 'Dashboard' and contains several widgets:

- Lifetime Sales:** A box showing a total of ¥0.00.
- Average Orders:** A box showing an average of ¥0.00.
- Last 5 Orders:** A table with columns 'Customer', 'Items', and 'Grand Total'. It shows 'No records found.'
- Last 5 Search Terms:** A table with columns 'Search Term', 'Results', and 'Number of Uses'. It shows 'No records found.'
- Top 5 Search Terms:** A table with columns 'Search Term', 'Results', and 'Number of Uses'. It shows 'No records found.'
- Orders and Amounts:** A section with tabs for 'Orders' and 'Amounts'. It includes a 'Select Range' dropdown set to 'Last 24 Hours' and a 'No Data Found' message.
- Summary Metrics:** A row of four boxes showing 'Revenue ¥0.00', 'Tax ¥0.00', 'Shipping ¥0.00', and 'Quantity 0'.
- Bestsellers:** A section with tabs for 'Bestsellers', 'Most Viewed Products', 'New Customers', and 'Customers'. Below the tabs is a table with columns 'Product Name', 'Price', and 'Quantity Ordered', showing 'No records found.'

At the bottom of the dashboard, there is a footer area with a link to 'Help Us Keep Magento Healthy - Report All Bugs', the 'Interface Locale' set to '日本語 (日本) / 日本語 (日本)', the version 'Magento ver. 1.5.1.0', and a link to 'Connect with the Magento Community'. The footer also includes the Magento logo and the text 'Magento™ is a trademark of Magento Inc. Copyright © 2011 Magento Inc.'

管理画面で Google Analytics の設定をする画面

The screenshot shows the Magento Admin Panel interface. At the top, there is a navigation bar with the following items: Dashboard, Sales, Catalog, Mobile, Customers, Promotions, Newsletter, CMS, Reports, and System (highlighted). A search bar and user information (Logged in as hodota, 2011年6月4日 土曜日) are also visible. Below the navigation bar, there are two messages: a latest message about a new version and a warning about indexes not being up to date. The main content area is divided into two sections: 'Google API' and 'Google Base'. The 'Google API' section has a 'Save Config' button and a 'The configuration has been saved.' message. The 'Google Analytics' section has the following settings: Enable (Yes), Account Number (UA-665695-18). The 'Google Base' section has the following settings: Account Login, Account Password, Account Type (Hosted or Google), Target Country (United States), and Update Google Base Item when Product is Updated (No). Below these sections, there is a list of other configuration options: Google Checkout, Google Website Optimizer, Google Checkout Shipping - Merchant Calculated, Google Checkout Shipping - Carrier Calculated, Google Checkout Shipping - Flat Rate, and Google Checkout Shipping - Digital Delivery.

Current Configuration Scope: Default Config

[Manage Stores](#)

Configuration

- GENERAL
 - General
 - Web
 - Design
 - Currency Setup
 - Store Email Addresses
 - Contacts
 - Reports
 - Content Management
- CATALOG
 - Catalog
 - Inventory
 - Google Sitemap
 - RSS Feeds
 - Email to a Friend
- THE FIND
 - Feed
- CUSTOMERS
 - Newsletter
 - Customer Configuration
 - Wishlist
- SALES

Google API [Save Config](#)

Google Analytics

Enable: Yes [STORE VIEW]

Account Number: UA-665695-18 [STORE VIEW]

Google Base

Account Login: [STORE VIEW]

Account Password: [STORE VIEW]

Account Type: Hosted or Google [STORE VIEW]

Target Country: United States [STORE VIEW]

Update Google Base Item when Product is Updated: No [STORE VIEW]

- Google Checkout
- Google Website Optimizer
- Google Checkout Shipping - Merchant Calculated
- Google Checkout Shipping - Carrier Calculated
- Google Checkout Shipping - Flat Rate
- Google Checkout Shipping - Digital Delivery

お問い合わせ

このマニュアルに関するお問い合わせ、もしくはご意見、ご質問、ご要望などは以下のところまでご連絡下さい。

Gennai3 株式会社 〒210-0844 神奈川県川崎市川崎区渡田新町 1-4-9-201

TEL 044-220-1588 FAX 044-220-1588

このマニュアル作成担当者宛ての電子メール：hodota@gennai3.co.jp まで

クレジット 謝辞 ライセンス

1.5 クレジット

このマニュアルの著者は、Gennai3 株式会社です。

1.6 謝辞

1.7 ライセンス

本マニュアルの著作権は、以下のライセンスになります。

GNU Free Documentation License, Version 1.1 or any later version published by the Free Software Foundation; A copy of the license is included in the appendix entitled "GNU Free Documentation License".

Magento および本マニュアルで使われている製品および名称については、それぞれの所有者の商標または登録商標です。